

2009



Results Book

Sponsored By

NORDIC
EXCAVATING INC.

Steamboat Springs, CO
970-879-6434



 Steamboat Springs
WINTER SPORTS CLUB

**2009 North American Junior
SKI JUMPING AND NORDIC COMBINED
CHAMPIONSHIPS**

Schedule of Events

Thursday, March 12

1:00 PM - 5:00 PM	Competition Headquarters Opens – Arrival of Teams - Registration
6:30 PM	Team Captains' Meeting - Olympian Hall
Immediately thereafter	Welcome Reception for Officials and Coaches

Friday, March 13

9:00 AM -11:00 AM	HS 100 Official Training for North American Junior Championship
3:00 PM - 5:00 PM	Cross Country Official Training
3:00 PM - 5:00 PM	Open Training HS20, HS28, HS42 and HS75 for Western Regional
5:30 PM - 8:00 PM	HS20, HS28 and HS42 Western Regional Competition

Saturday, March 14

SKI JUMPING AND NORDIC COMBINED INDIVIDUAL CHAMPIONSHIPS

8:00 AM - 9:00 AM	HS 75 Western Regional Competition
9:30 AM - 11:30 AM	HS 100 North American Junior Competition
2:00 PM	1 - 5K Cross Country Races for Western Regional NC
3:00 PM	10K Cross Country Race for North American Juniors
6:00 PM	Event Banquet - Olympian Hall

Sunday, March 15

SKI JUMPING TEAM CHAMPIONSHIPS- HS100

9:00 AM	HS100 Trial Jump
9:45 AM - 11:45 AM	HS100 Two Competitive Rounds
Immediately thereafter	Awards Ceremony - Outrun of HS100

Subject to change due to weather conditions!!!

Team Captains' Meeting Minutes
2009 North American Junior Championships
Steamboat Springs, Colorado
March 12, 2009

Welcome

Todd Wilson, Co-Chairman of the Organizing Committee, welcomed the coaches and officials to the Team Captains meeting.

Roll Call

In attendance: Canada, Central, Intermountain, Rocky Mountain.

Reports

Larry Glueck, Chief of Competition, Introduced the Officials and Judges

Judges Draw for K90 :

		<u>Individual</u>	<u>Team</u>	
Richard Grady	CAN	C		A
Jeff Kissell	IMD	E	B	
Glenn Jones	RMD	B	D	
Bob Averill	RMD	D	C	
Sally Wither	RMD	A	E	

Noted title sponsor is Nordic Excavating owned by former special jumper Rick Mewborn. Reviewed Competition schedule. Asked judges to help out with Western Regional Championship, HS 20, HS28, HS42, on Fri. evening and HS75 on Sat. morning before HS90. Official training Fri. morning alphabetical in division. Three jumps, weather depending. Seed form for Saturdays individual competition due 12 noon Friday and seed forms for Sundays Team competition due 12 noon Saturday.

Ron Read, Technical Delegate, thanked Steamboat for organizing this competition and recognized that 2004 competitors have moved up to World Cup competitions and making points. Commented on how the hill looks very good.

Chief of Hill, Todd Wilson, acknowledged that the hill is in great shape in spite of warm weather. The lights on the hill are a two phase system and that chemicals are available if needed.

Chief of Course, Dave Miller, commented on good depth of snow and that grooming will occur the night before the race and, if necessary, the morning of. There will be three start lanes and two finish lanes. Race will start on the race track and finish in the rodeo grounds.

Weather Report

A weather report was distributed. Clear skies and cool nights. Lows in the teens and afternoon highs in the 40's is expected.

Organizing Committee Comments

Awards Banquet Saturday evening at 6:00. Estimate of non-athlete and coaches attending wanted by Saturday noon. Discussion of equipment check occurred.

Administrative

One set of bibs that must be returned after each training session and competition event. Contact numbers were asked for. Comp tickets will be issued to all officials and volunteers who go up the poma lift.

Meeting adjourned at 7:40.


Michelle Isaeff, Competition Secretary



AP112, Jump OT 3

North American Junior Championships 2009

Mar 13 2009

K90 Official Training

Page 1



March 13, 2009, Steamboat Springs, Colorado

Special Jumping Official Training Results

StNr	Name	Division	km/h	Dist	km/h	Dist	km/h	Dist
1	Denney, Brett	RMD	90.20	83.0	90.27	88.0	90.45	87.5
2	Field, Cliff	RMD	89.34	85.0	89.35	86.5	89.41	90.5
3	Fletcher, Taylor	RMD	90.62	87.0	90.62	89.0	90.60	93.0
4	Lynch, Erik	RMD	89.63	78.0	89.58	82.5	89.68	88.0
5	Reed, Austin	RMD	89.00	53.0	89.26	55.0	89.10	61.0
6	Ward, Michael	RMD	89.38	74.0	89.32	80.5	89.35	83.0
7	Barton, Alex	CANADA	90.50	83.0	90.51	90.5	90.49	90.0
8	Dandurand, Sabastie	CANADA	90.14	73.5	90.32	78.0	90.20	80.5
9	De Leeuw, Yukon	CANADA	89.80	88.5	89.97	91.0	89.82	94.5
10	Henrich, Taylor	CANADA	89.57	54.0	90.73	54.0	90.82	54.0
11	Maciejewski, Michal	CANADA	88.26	54.0	88.20	58.5	88.27	61.5
12	Mah, Nathaniel	CANADA	89.60	86.5	89.57	84.0	89.53	91.0
13	Martineau, Barrett	CANADA	90.62	77.0	90.54	87.0	90.75	91.5
14	Maurer, Josh	CANADA	88.56	64.0	88.47	73.0	88.52	64.5
15	Mitchell, Charlotte	CANADA	91.12	63.0	91.10	74.5	91.02	76.0
16	Mitchell, Eric	CANADA	90.48	94.0	90.41	93.0	90.54	98.0
17	Moore, Alex	CANADA	90.25	78.0	90.18	80.0	90.19	81.5
18	Pretorius, Channon	CANADA	89.98	86.0	89.72	90.0	89.87	91.0
19	Rowley, Matthew	CANADA	89.94	88.0	90.07	94.0	90.20	96.5
20	Van Es, Sean	CANADA	91.04	78.5	90.73	83.0	91.04	84.0
21	Brown, AJ	CEN	89.29	74.0	89.28	76.5	89.37	76.0
22	Fjeldheim, Stig	CEN	89.92	61.0	90.05	60.5	89.82	73.5
23	Friberg, Karin	CEN	91.65	89.5	91.26	90.5	91.61	90.5
24	Loomis, Adam	CEN	89.66	76.0	89.60	78.5	90.03	78.0
25	Nalback, Nick	CEN	89.50	79.0	89.28	76.0	89.77	85.5
26	Wallace, Brian	CEN	90.30	82.5	90.40	90.5	90.32	88.5
27	Delaney, Colin	EAST	89.48	83.5	89.43	83.0	90.07	86.0
28	Dodds, Cooper	EAST	90.07	92.0	89.81	92.5	90.24	95.5
29	Madden, Alex	EAST	90.40	93.0	90.18	94.5	90.22	95.0
30	Bailey, Hyrum	IMD	90.02	76.0	89.96	85.0	90.17	85.5
31	Hanson, Josh	IMD	89.79	88.0	89.84	88.5	91.10	91.0
32	Hendrickson, Nick	IMD	90.52	91.0	90.61	90.0	90.63	90.5
33	Hendrickson, Sarah	IMD	90.90	96.0	90.90	97.5	90.70	96.0
34	Kissel, Kamber	IMD	91.39	50.0	91.56	60.0	91.21	60.5
35	Sepandj, Jasmine	CANADA	90.68	59.0	90.85	59.0	90.78	59.5

North American Junior Championships 2009
K90 Official Training
March 13, 2009, Steamboat Springs, Colorado

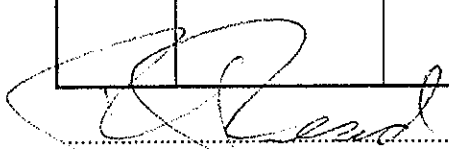
Special Jumping Official Training Results


StNr	Name	Division	km/h	Dist	km/h	Dist	km/h	Dist
								
	Technical Delegate							
								
	Chief of Competition							

Minutes of Jury Meetings / Protokoll der Jury-Sitzungen

Site of competition / <i>Wettkampfort</i>	Steamboat Springs, CO, USA	K =	HS 100	m
Date of competition / <i>Datum des Wettkampfes</i>	Mar. 13, 2009	Jury distance =		m

Time <i>Uhrzeit</i>	Start number <i>Startnummer</i>	Contents of decision <i>Beschlußinhalte</i>	Votes <i>Stimmzahl</i>	
			in favour <i>dafür</i>	against <i>dagegen</i>
		Official Training March 13, 2009 North American Junior Championships	3	0
9:15		Jury Meeting, Start Gate # 14 Boys # 16 Girls		
		Forejumpers		
9:22	Bib # 1	<u>Start Trial Round</u>		
9:30		Jury Meeting- Move girls to gate 18	3	0
9:49	Bib # 33	Jury Meeting- stay at gate 18 (96 meters)	3	0
9:51	Bib # 34	Trial Round End		
		Jury Meeting- Start gate #14 Boys #16 Girls	3	0
9:56	Bib # 1	<u>Start Round 1 - K90</u>		
10:14	Bib # 23	Fall – Hold on hill		
10:20	Bib # 24	Restart round 1		
10:26	Bib # 33	Jury Meeting- stay at gate 18 (97.5 meters)	3	0
10:28	Bib # 34	Round 1 End		
		Jury Meeting- stay at same gates	3	0
10:33	Bib # 1	<u>Start Round 2 - K90</u>		
10:44	Bib # 16	Jury Meeting- stay at same gate (98 meters)	3	0
10:58	Bib #34	Round 2 End		


Signature of TD / Unterschrift des TD


Signature Chief of Race / Unterschrift des Rennleiter



North American Junior Championships 2009

K90

March 14, 2009, Steamboat Springs, Colorado

Mar 14 2009

AP112, Jump S5 2

Official Special Jumping Results

Page 1

Rank	StNr	Name	Division	YOB	km/h	Dist	Dpts	A	B	C	D	E	Spts	Jpts	Tpts
Class Jr W															
1	6	Hendrickson, Sarah	IMD	1994	90.67	89.5	59.0	17.5	18.0	17.0	17.5	17.5	52.5	111.5	
					90.47	91.0	62.0	18.5	18.0	17.5	18.0	17.5	53.5	115.5	227.0
2	5	Friberg, Karin	CEN	1989	91.53	80.5	41.0	14.0	14.5	14.5	15.0	15.0	44.0	85.0	
					91.53	87.5	55.0	15.0	15.0	15.0	14.5	16.5	45.0	100.0	185.0
3	4	Mitchell, Charlotte	CANADA	1994	91.15	69.0	18.0	15.5	15.5	14.5	15.5	15.5	46.5	64.5	
					91.20	69.5	19.0	15.5	15.5	15.0	15.5	16.0	46.5	65.5	130.0
4	1	Sepandj, Jasmine	CANADA	1995	91.20	56.5	-7.0	13.0	13.5	13.5	13.0	14.5	40.0	33.0	
					91.30	59.5	-1.0	14.5	13.5	14.5	14.0	14.5	43.0	42.0	75.0
5	2	Henrich, Taylor	CANADA	1995	90.63	56.5	-7.0	14.5	15.0	14.5	14.5	14.5	43.5	36.5	
					90.86	57.0	-6.0	15.0	15.0	14.5	14.0	14.5	44.0	38.0	74.5
6	3	Kissel, Kamber	IMD	1994	90.87	54.0	-12.0	13.5	13.5	13.5	12.5	14.5	40.5	28.5	
					91.64	56.0	-8.0	15.0	13.5	13.5	13.5	14.5	41.5	33.5	62.0

North American Junior Championships 2009

K90

March 14, 2009, Steamboat Springs, Colorado

Mar 14 2009

Official Special Jumping Results

Page 2

AP112, Jump S5 2

Rank	StNr	Name	Division	YOB	km/h	Dist	DPts	A	B	C	D	E	SPTs	JPts	TPts
Class Jr M															
1	27	Mitchell, Eric	CANADA	1992	90.58	97.0	74.0	18.5	18.5	18.5	18.0	18.0	55.0	129.0	
					90.73	99.0	78.0	18.5	18.5	18.5	18.5	17.5	55.5	133.5	262.5
2	28	Dodds, Cooper	EAST	1990	90.45	93.0	66.0	18.5	18.0	18.0	17.0	17.5	53.5	119.5	
					90.38	93.0	66.0	18.0	18.0	18.0	18.0	18.0	54.0	120.0	239.5
3	30	Rowley, Matthew	CANADA	1993	90.08	92.0	64.0	17.5	16.5	17.0	16.5	16.5	50.0	114.0	
					90.32	93.0	66.0	17.0	17.0	17.5	17.5	17.5	52.0	118.0	232.0
4	26	Madden, Alex	EAST	1989	90.33	91.5	63.0	17.5	17.5	17.5	18.0	18.0	53.0	116.0	
					90.53	91.0	62.0	16.5	17.0	17.0	18.0	17.0	51.0	113.0	229.0
5	24	Fletcher, Taylor	RMD	1990	90.57	91.5	63.0	17.0	17.0	17.5	17.0	17.5	51.5	114.5	
					90.64	89.5	59.0	17.0	17.0	17.0	17.5	17.0	51.0	110.0	224.5
6	35	De Leeuw, Yukon	CANADA	1993	90.05	91.5	63.0	16.0	16.5	16.5	17.0	17.5	50.0	113.0	
					90.00	89.0	58.0	15.5	17.0	16.5	17.0	17.0	50.5	108.5	221.5
7	25	Martineau, Barrett	CANADA	1991	90.88	88.0	56.0	16.5	17.0	17.0	17.0	17.0	51.0	107.0	
					90.85	88.0	56.0	17.5	17.5	17.0	17.5	16.5	52.0	108.0	215.0
8T	19	Hanson, Josh	IMD	1989	0.00	86.5	53.0	16.5	16.0	17.0	16.5	17.0	50.0	103.0	
					90.26	89.0	58.0	17.0	16.5	17.0	17.0	17.0	51.0	109.0	212.0
8T	22	Barton, Alex	CANADA	1992	90.73	86.5	53.0	16.5	16.5	16.0	16.0	17.0	49.0	102.0	
					90.74	90.0	60.0	17.0	16.5	16.5	16.5	17.0	50.0	110.0	212.0
10	29	Wallace, Brian	CEN	1993	90.23	87.0	54.0	17.0	17.0	17.0	16.0	17.0	51.0	105.0	
					90.36	87.0	54.0	17.5	17.0	17.0	17.0	17.0	51.0	105.0	210.0
11	16	Delaney, Colin	EAST	1991	90.33	85.5	51.0	17.5	17.5	17.0	17.0	16.5	51.5	102.5	
					90.27	87.5	55.0	17.0	16.5	17.0	17.5	17.0	51.0	106.0	208.5
12	23	Mah, Nathaniel	CANADA	1995	89.59	86.5	53.0	17.0	18.0	17.0	17.0	17.0	51.0	104.0	
					89.54	85.5	51.0	17.5	17.0	17.0	17.5	16.0	51.5	102.5	206.5
13	14	Field, Cliff	RMD	1992	89.36	85.5	51.0	17.0	17.0	16.5	16.5	17.0	50.5	101.4	
					89.41	86.0	52.0	17.5	17.5	16.5	17.5	17.0	52.0	104.0	205.4
14	31	Denney, Brett	RMD	1990	90.55	88.0	56.0	17.5	17.0	17.0	18.0	16.5	51.5	107.5	
					90.60	84.0	48.0	16.0	16.0	16.5	17.0	16.0	48.5	96.5	204.0
15	32	Pretorius, Channon	CANADA	1993	89.89	86.0	52.0	17.5	15.5	16.0	16.5	16.5	49.0	101.0	
					90.02	83.5	47.0	17.5	16.0	16.5	17.5	16.0	50.0	97.0	198.0

North American Junior Championships 2009

K90

March 14, 2009, Steamboat Springs, Colorado


Mar 14 2009


AP112, Jump S5 2

Official Special Jumping Results

Page 3

Rank	StNr	Name	Division	YOB	km/h	Dist	DPTs	A	B	C	D	E	SPTs	JPts	TPts
16	12	Lynch, Erik	RMD	1994	89.75	83.5	47.0	16.5	16.5	16.5	16.5	16.0	49.5	96.5	
					89.58	83.0	46.0	16.0	16.5	16.5	17.0	16.5	49.5	95.5	192.0
17	34	Hendrickson, Nick	IMD	1991	90.82	88.5	57.0	18.0	17.0	17.5	17.5	17.0	52.0	109.0	
					90.95	79.0	38.0	15.0	14.5	14.5	15.0	16.0	44.5	82.5	191.5
18	17	Moore, Alex	CANADA	1989	90.20	82.5	45.0	16.0	16.0	16.0	16.0	16.5	48.0	93.0	
					90.22	82.0	44.0	16.5	16.5	16.0	16.5	16.0	49.0	93.0	186.0
19	21	Van Es, Sean	CANADA	1989	0.00	80.5	41.0	17.0	16.0	16.0	15.5	16.5	48.5	89.5	
					91.07	82.5	45.0	16.5	16.5	16.0	17.0	16.0	49.0	94.0	183.5
20	33	Nalback, Nick	CEN	1992	89.68	84.0	48.0	16.5	16.5	16.5	17.0	16.5	49.5	97.5	
					89.95	77.5	35.0	16.5	16.5	15.5	16.0	15.5	48.0	83.0	180.5
21	7	Ward, Michael	RMD	1992	0.00	79.5	39.0	17.0	16.5	16.0	16.0	16.0	48.5	87.5	
					89.64	79.0	38.0	16.0	16.5	16.0	16.0	15.5	48.0	86.0	173.5
22	15	Bailey, Hyrum	IMD	1993	90.58	78.0	36.0	15.5	15.5	15.5	15.0	16.0	46.5	82.5	
					90.33	80.5	41.0	16.5	16.0	16.0	16.5	16.5	49.0	90.0	172.5
23	18	Loomis, Adam	CEN	1992	89.85	76.5	33.0	16.0	16.0	16.0	15.5	16.5	48.0	81.0	
					90.14	79.5	39.0	16.0	16.5	16.0	16.0	16.0	48.0	87.0	168.0
24	13	Dandurand, Sabastie	CANADA	1993	90.35	77.0	34.0	16.5	16.0	15.5	16.0	16.0	48.0	82.0	
					90.34	78.5	37.0	16.5	16.0	15.0	16.5	16.0	48.5	85.5	167.5
25	9	Fjeldheim, Stig	CEN	1991	90.05	76.5	33.0	15.5	16.0	15.0	15.0	16.0	46.5	79.5	
					90.12	70.0	20.0	13.0	14.0	13.5	13.0	14.0	40.5	60.5	140.0
26	20	Brown, AJ	CEN	1995	0.00	65.0	10.0	15.0	15.0	15.0	14.5	15.0	45.0	55.0	
					89.58	69.5	19.0	15.5	15.5	15.0	15.5	15.5	46.5	65.5	120.5
27	11	Maurer, Josh	CANADA	1996	88.85	62.5	5.0	15.0	15.5	14.5	16.0	15.5	46.0	51.0	
					88.35	64.0	8.0	14.5	15.0	15.5	15.5	15.0	45.5	53.5	104.5
28	10	Maciejewski, Michal	CANADA	1994	88.84	62.0	4.0	15.0	15.0	14.0	15.5	15.0	45.0	49.0	
					88.68	64.0	8.0	15.0	15.5	14.0	15.5	15.0	45.5	53.5	102.5
29	8	Reed, Austin	RMD	1992	0.00	58.5	-3.0	14.5	15.5	15.5	14.0	15.5	45.5	42.5	
					89.13	59.5	-1.0	15.0	15.0	14.5	15.0	15.0	45.0	44.0	86.5


 Technical Delegate



 Chief of Competition




Minutes of Jury Meetings / Protokoll der Jury-Sitzungen

Site of competition / <i>Wettkampfort</i>	Steamboat Springs, CO, USA	K = 90	HS 100	m
Date of competition / <i>Datum des Wettkampfes</i>	Mar. 14, 2009	Jury distance =		m

Time <i>Uhrzeit</i>	Start number <i>Startnummer</i>	Contents of decision <i>Beschlußinhalte</i>	Votes <i>Stimmzahl</i>	
			in favour <i>dafür</i>	against <i>dagegen</i>
10:27	Bib # 1	March 14, 2009 North American Junior Championships Jury Meeting- Start Gate # Girls 18 - Boys 14 No reverse order <u>Start Trial Round</u>	3	0
10:48	Bib # 27	Jury Meeting – Stay at gate 14	3	0
10:50		Hold on hill		
10:51		continue		
10:57	Bib # 35	<u>End Trial Round</u>		
10:58	Bib # 1	<u>Start Round # 1</u>		
11:19	Bib # 27	Jury Meeting – Stay at gate # 14	3	0
11:25	Bib # 35	<u>End Round # 1</u>		
11:31		<u>2 Forejumpers</u>		
11:33	Bib # 1	<u>Start Round #2</u>		
11:52	Bib # 27	Jury Meeting – Stay at gate # 14	3	0
11:57	Bib # 35	<u>End Round #2</u>		


 Signature of TD / *Unterschrift des TD*


 Signature Chief of Race / *Unterschrift des Rennleiter*

NORDIC EXCAVATING INC.

Steamboat Springs, CO
970-879-6434



North American Junior Championships 2009 K90

Jump March 14, 2009 XC March 14, 2009, Steamboat Springs, Colorado

Mar 14 2009

Official Nordic Combined Results

Page 1

AP112 NC 1

Rank	StNr	Name	Division	J Pts	J Rank	Start Time	Finish Time	XC Time	XC Rank	Time Diff	Min/km
Class Jr W			5 km ind								
1	17	Friberg, Karin	CEN	85.0	1	0:00.0	24:56.0	24:56.0	1	0:00.0	4:59.2
Class Jr M			10 km ind								
1	7	Denney, Brett	RMD	107.5	7	0:48.0	26:12.0	25:24.0	1	0:00.0	2:32.4
2	3	Fletcher, Taylor	RMD	114.5	3	0:20.0	26:13.0	25:53.0	2	0:01.0	2:35.3
3	6	Hendrickson, Nick	IMD	109.0	6	0:42.0	26:59.0	26:17.0	3	0:47.0	2:37.7
4	10	Delaney, Colin	EAST	102.5	10	1:08.0	29:38.0	28:30.0	6	3:26.0	2:51.0
5	8	Martineau, Barrett	CANADA	107.0	8	0:50.0	29:39.0	28:49.0	7	3:27.0	2:52.9
6	2	Madden, Alex	EAST	116.0	2	0:14.0	30:25.0	30:11.0	11	4:13.0	3:01.1
7	12	Field, Cliff	RMD	101.4	12	1:12.0	30:35.0	29:23.0	8	4:23.0	2:56.3
8	16	Ward, Michael	RMD	87.5	16	2:08.0	30:37.0	28:29.0	5	4:25.0	2:50.9
9	19	Loomis, Adam	CEN	81.0	18	2:34.0	30:45.0	28:11.0	4	4:33.0	2:49.1
10	14	Moore, Alex	CANADA	93.0	14	1:46.0	31:24.0	29:38.0	10	5:12.0	2:57.8
11	15	Van Es, Sean	CANADA	89.5	15	2:00.0	31:31.0	29:31.0	9	5:19.0	2:57.1
12	1	Dodds, Cooper	EAST	119.5	1	0:00.0	32:06.0	32:06.0	14	5:54.0	3:12.6
13	11	Barton, Alex	CANADA	102.0	11	1:10.0	32:23.0	31:13.0	12	6:11.0	3:07.3
14	20	Fjeldheim, Stig	CEN	79.5	19	2:40.0	35:00.0	32:20.0	15	8:48.0	3:14.0
15	21	Reed, Austin	RMD	42.5	20	5:08.0	36:37.0	31:29.0	13	10:25.0	3:08.9


Technical Delegate


Chief of Competition

Minutes of Jury Meetings / Protokoll der Jury-Sitzungen

Site of competition / <i>Wettkampfort</i>	Steamboat Springs, CO, USA	K = 90	HS 100	m
Date of competition / <i>Datum des Wettkampfes</i>	Mar. 14, 2009	Jury distance =		m

Time <i>Uhrzeit</i>	Start number <i>Startnummer</i>	Contents of decision <i>Beschlußinhalte</i>	Votes <i>Stimmzahl</i>	
			in favour <i>dafür</i>	against <i>dagegen</i>
3:16	Bib # 1 Bib # 4, 5, 9, 13, 18	North American Junior Championships Nordic Combined XC 10 Km Race - Girls 5Km Race <u>Start XC Race</u> DNS		
3:40	Bib # 17	<u>End Girls 5Km XC Race</u>		
3:50	Bib # 20	<u>End XC Race</u>		


Signature of TD / *Unterschrift des TD*


Signature Chief of Race / *Unterschrift des Rennleiter*

NORDIC EXCAVATING INC.

Steamboat Springs, CO
970-879-6434



AP112,Results_j_S5_4

North American Junior Championships 2009

Mar 15 2009

K90 Team

Page 1

March 15, 2009, Steamboat Springs, Colorado

Official Team Jumping Results

Rank	Team	Name	km/h	Dist	Dpts	A	B	C	D	E	SPts	JPts	TPts	Team TPts		
Class Jr M																
1	Canada 1	Martineau, Barrett	92.87	94.0	68.0	15.5	17.0	17.0	16.0	15.5	48.5	116.5				
			92.74	93.5	67.0	17.0	17.0	17.0	17.5	17.5	51.5	118.5	235.0			
		De Leeuw, Yukon	90.91	94.0	68.0	16.5	17.5	17.5	17.0	16.5	51.0	119.0				
			91.62	95.0	70.0	16.5	17.0	17.5	16.5	17.5	51.0	121.0	240.0			
		Rowley, Matthew	91.17	90.5	61.0	16.5	17.0	17.5	16.5	17.0	50.5	111.5				
			91.31	91.5	63.0	17.0	17.0	16.5	16.5	16.5	50.0	113.0	224.5			
		Mitchell, Eric	90.71	94.0	68.0	18.0	17.5	17.5	18.0	17.0	53.0	121.0				
			91.13	94.5	69.0	18.0	17.5	18.0	18.5	17.5	53.5	122.5	243.5	943.0		
		2	RMD	Lynch, Erik	91.85	89.0	58.0	16.5	16.0	16.5	16.5	16.5	49.5	107.5		
					91.77	88.5	57.0	16.5	17.0	16.0	17.0	17.0	50.5	107.5	215.0	
Denney, Brett	91.66			85.0	50.0	17.0	16.5	17.5	17.0	17.5	51.5	101.5				
	92.31			91.0	62.0	16.5	17.0	17.5	17.0	16.0	50.5	112.5	214.0			
Field, Cliff	90.45			86.5	53.0	17.0	16.5	17.5	17.0	18.0	51.5	104.5				
	90.44			89.0	58.0	16.5	16.5	16.5	16.0	16.5	49.5	107.5	212.0			
Fletcher, Taylor	90.58	85.0	50.0	16.5	16.5	17.0	17.0	17.5	50.5	100.5						
	91.04	90.0	60.0	16.5	16.0	17.0	16.5	17.5	50.0	110.0	210.5	851.5				
3	IMD	Bailey, Hyrum	92.54	85.5	51.0	16.0	16.5	16.5	16.5	17.0	49.5	100.5				
			92.72	89.0	58.0	16.5	17.0	16.5	16.0	16.5	49.5	107.5	208.0			
		Hendrickson, Sarah	89.67	87.0	54.0	17.5	17.0	17.5	17.5	17.5	52.5	106.5				
			90.33	86.0	52.0	17.5	17.5	18.5	17.5	18.0	53.0	105.0	211.5			
		Hanson, Josh	0.00	91.5	63.0	17.0	17.0	17.5	17.5	17.0	51.5	114.5				
			91.58	93.0	66.0	17.0	17.5	17.0	17.0	17.5	51.5	117.5	232.0			
Hendrickson, Nick	90.51	82.5	45.0	16.5	16.5	16.5	17.5	17.5	50.5	95.5						
	91.05	84.0	48.0	16.5	16.0	17.0	17.0	17.0	50.5	98.5	194.0	845.5				
4	Canada 2	Moore, Alex	92.44	89.5	59.0	15.0	16.0	16.5	15.0	15.5	46.5	105.5				
			92.60	86.0	52.0	16.0	16.5	17.0	16.5	17.0	50.0	102.0	207.5			
		Barton, Alex	91.82	92.0	64.0	16.0	17.0	15.0	16.0	15.0	47.0	111.0				
			92.38	93.0	66.0	15.5	17.5	16.0	16.0	16.5	48.5	114.5	225.5			
		Mah, Nathaniel	90.59	87.0	54.0	17.0	16.5	17.0	18.0	17.5	51.5	105.5				
			90.64	85.5	51.0	16.5	16.5	17.0	17.5	17.0	50.5	101.5	207.0			
Pretorius, Channon	89.75	82.0	44.0	15.0	16.0	16.5	16.5	16.0	48.5	92.5						
	90.22	87.0	54.0	16.5	16.5	17.5	17.0	17.5	51.0	105.0	197.5	837.5				

K90 Team

March 15, 2009, Steamboat Springs, Colorado

Official Team Jumping Results

Rank Team	Name	km/h	Dist	DPTs	A	B	C	D	E	SPTs	JPTs	TPTs	Team TPTs
5 East/RMD Mix	Ward, Michael	91.55	83.0	46.0	16.0	15.5	15.5	16.0	15.5	47.0	93.0		
		91.64	85.0	50.0	16.5	16.0	16.0	16.0	16.5	48.5	98.5	191.5	
	Delaney, Colin	91.13	83.5	47.0	16.0	16.0	17.5	16.5	16.0	48.5	95.5		
		91.49	82.0	44.0	15.5	15.5	15.5	15.5	15.5	46.5	90.5	186.0	
	Madden, Alex	91.74	93.5	67.0	16.5	16.5	16.5	16.5	17.0	49.5	116.5		
		91.49	94.0	68.0	16.5	17.5	17.0	16.5	16.5	50.0	118.0	234.5	
	Dodds, Cooper	90.22	85.5	51.0	17.0	16.5	17.0	17.0	17.5	51.0	102.0		
90.74		88.5	57.0	17.5	16.5	17.5	17.5	18.0	52.5	109.5	211.5	823.5	
6 Central	Loomis, Adam	92.15	86.0	52.0	16.0	16.5	16.5	16.0	17.0	49.0	101.0		
		92.33	85.0	50.0	16.0	16.5	16.5	15.5	16.0	48.5	98.5	199.5	
	Nalback, Nick	90.99	83.5	47.0	15.5	16.0	16.0	17.0	15.5	47.5	94.5		
		91.54	85.0	50.0	15.5	15.5	17.5	16.5	17.0	49.0	99.0	193.5	
	Wallace, Brian	91.37	85.0	50.0	16.0	16.0	15.5	16.0	16.5	48.0	98.0		
		91.46	84.5	49.0	16.5	16.5	16.0	16.5	17.0	49.5	98.5	196.5	
	Frieberg, Karin	89.26	76.0	32.0	14.5	15.0	14.0	14.0	15.5	43.5	75.5		
89.83		76.0	32.0	15.0	15.5	14.5	14.5	15.5	45.0	77.0	152.5	742.0	
7 Canada 3	Maciejewski, Michal	90.47	62.5	5.0	14.0	15.0	14.0	14.5	14.5	43.0	48.0		
		90.88	63.5	7.0	13.5	14.5	14.5	14.0	13.5	42.0	49.0	97.0	
	Maurer, Josh	89.92	80.0	40.0	16.5	15.5	16.5	17.0	17.0	50.0	90.0		
		90.62	73.5	27.0	15.0	15.5	17.5	16.5	17.0	49.0	76.0	166.0	
	Dandurand, Sabastie	91.32	82.5	45.0	15.5	16.0	15.5	16.0	16.5	47.5	92.5		
		91.52	82.5	45.0	15.5	16.0	16.0	16.0	16.5	48.0	93.0	185.5	
	Van Es, Sean	90.86	80.5	41.0	16.0	16.0	15.5	16.5	16.5	48.5	89.5		
91.57		84.0	48.0	16.0	16.0	16.0	16.0	17.0	48.0	96.0	185.5	634.0	
8 Cen/Can/RMD	Sepandj, Jasmine	91.06	56.0	-8.0	13.5	14.0	13.0	14.0	13.5	41.0	33.0		
		91.44	61.0	2.0	13.5	14.5	14.5	15.0	15.5	44.0	46.0	79.0	
	Brown, AJ	90.76	78.0	36.0	16.0	16.0	15.5	15.5	16.5	47.5	83.5		
		91.40	80.5	41.0	16.0	15.5	16.5	16.0	16.5	48.5	89.5	173.0	
	Mitchell, Charlotte	90.02	59.5	-1.0	15.0	14.0	14.5	15.0	15.0	44.5	43.5		
		90.08	62.5	5.0	15.0	15.5	15.5	15.5	15.0	46.0	51.0	94.5	
	Fjeldheim, Stig	89.91	63.5	7.0	14.0	14.0	14.0	15.0	15.5	43.0	50.0		
		90.28	75.0	30.0	14.5	15.5	15.0	16.0	16.0	46.5	76.5	126.5	473.0

[Signature]
 Technical Delegate

[Signature]
 Chief of Competition

	Gate	Gate
# 1 group	18	18
# 2 group	16	17
# 3 group	16	16
# 4 group	14	15



Minutes of Jury Meetings / Protokoll der Jury-Sitzungen

Site of competition / <i>Wettkampfort</i>	Steamboat Springs, CO, USA	K = 90	HS 100	m
Date of competition / <i>Datum des Wettkampfes</i>	Mar. 15, 2009	Jury distance =	95	m

Time <i>Uhrzeit</i>	Start number <i>Startnummer</i>	Contents of decision <i>Beschlußinhalte</i>	Votes <i>Stimmzahl</i>	
			in favour <i>dafür</i>	against <i>dagegen</i>
		March 15, 2009 North American Junior Championships K 90 Team		
9:10	Bib # 11	<u>Start Trial Round</u>		
		Jury Meeting- Start Gate #18 1st seed	3	0
	Bib # 12	Jury Meeting- Start Gate #16 2nd seed	3	0
9:26	Bib # 43	Jury Meeting - (97 meters) Continue	3	0
9:27	Bib # 63	Jury Meeting - (95 meters) Move Gate to # 14	3	0
9:30		Jury Meeting - Move to Gate #12 4th seed	3	0
9:37		Jury Meeting - Move to Gate #16	3	0
9:42	Bib #84	<u>End Trial Round</u> 10 Minute delay (weather)		
9:52	Bib #11	<u>Start Round 1 - K90</u>		
		Jury Meeting- Start at gate #18	3	0
9:58	Bib #12	Jury Meeting- Move to gate 16 for 2nd seed	3	0
		Jury Meeting - Stay at gate #16 for 3rd seed	3	0
		Jury Meeting - Move to gate #14 for 4th seed	3	0
10:17	Bib #84	<u>End Round 1</u>		
10:22	Bib #11	<u>Start Round 2 - K90</u>		
10:28	Bib #12	Jury Meeting- Move to Gate #17 2nd seed	3	0
10:34	Bib #13	Jury Meeting- Move to Gate #16 3rd seed	3	0
10:42	Bib #14	Jury Meeting- Move to Gate #15 4th seed	3	0
10:44	Bib #24	Hold (equipment issue)		
10:46		Restart		
10:49	Bib #84	<u>Round 2 End</u>		

.....
Signature of TD / Unterschrift des TD

.....
Signature Chief of Race / Unterschrift des Rennleiter